

LINEAR Warm Dim

Linear Warm Dim Constant Current LED Module



TABLE OF CONTENTS

Features	2
General specifications	2
Optical specifications	3
Electrical characteristics	4
Absolute maximum ratings	5
Derating	6
Mechanical characteristics	7
Accessories and design resources	8
Color binning information	9
Ordering information	10
About LUXTECH	11

Project ||


Type ||

Quantity ||

LINEAR Warm Dim

Linear Warm Dim Constant Current LED Module

LUXTECH LINEAR Warm Dim is a high-performance, high-efficacy LED module for architectural lighting applications. Each constant current module follows a halogen dimming curve passively when used with any constant current reduction dimmer. The Zhaga-compliant form factor is available in two lengths.



FEATURES

- » 5-Year Warranty
- » Available in 11" and 22" Lengths
- » High Thermal Performance 1.6" Aluminum MCPCB
- » Low Profile 0.787" (20mm) Width
- » Constant Current Input
- » High Efficacy
- » LEDs LM-80 Tested by Cree and Luminus
- » Dims Passively with Constant Current Reduction Dimming and Compatible Drivers
- » 90 CRI Standard
- » UL-Ready Components

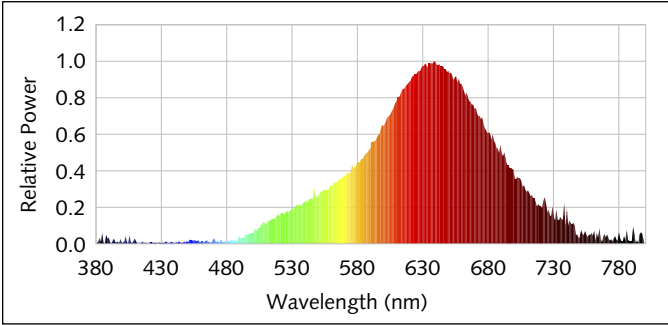
GENERAL SPECIFICATIONS

- » Forward Voltage: 36 V +/- 3.5V
- » Max Output: 1800 lm/ft
- » Color Rendering Index: 90+ throughout dimming range
- » L70 > 72,000 Hrs for Ts = 85°C at 200 mA LED current
- » 1 oz Copper
- » 20-24 AWG Connectors
- » Beam Angle: 120°
- » Max Recommended Run Length: 8'
- » Screw Size: #8 or #6

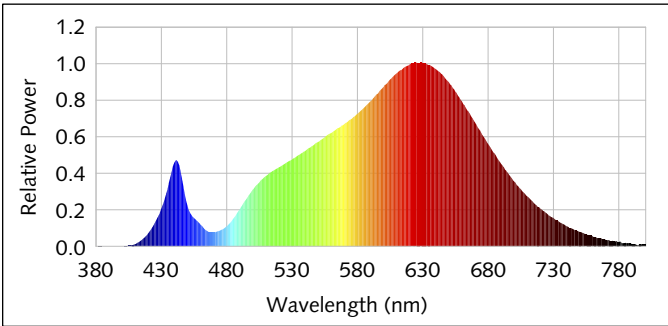
OPTICAL SPECIFICATIONS

SPECTRAL POWER DISTRIBUTION

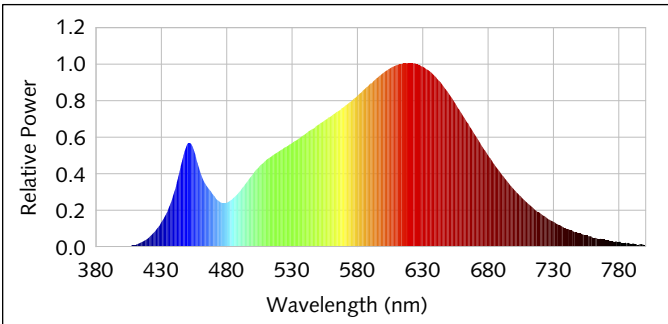
1800K 5-STEP



2700K 3-STEP

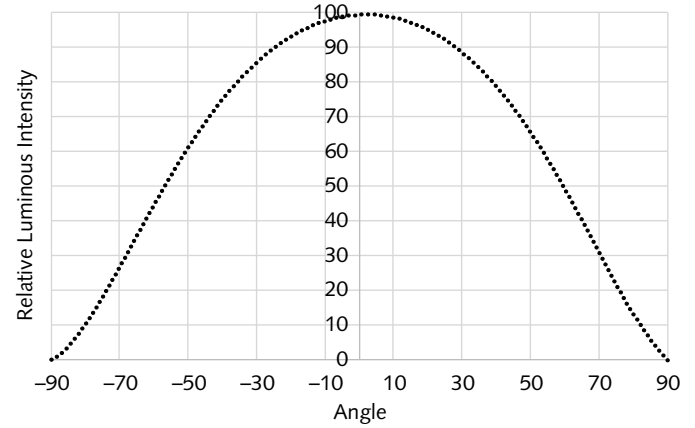


3000K 3-STEP

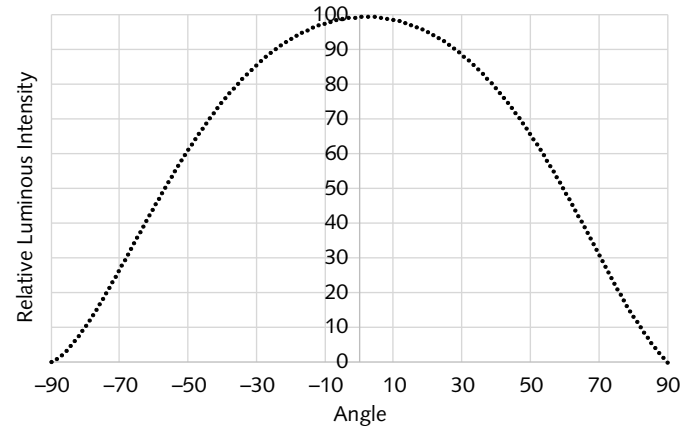


BEAM ANGLE

18K



27K-65K



Project ||

Type ||

Quantity ||

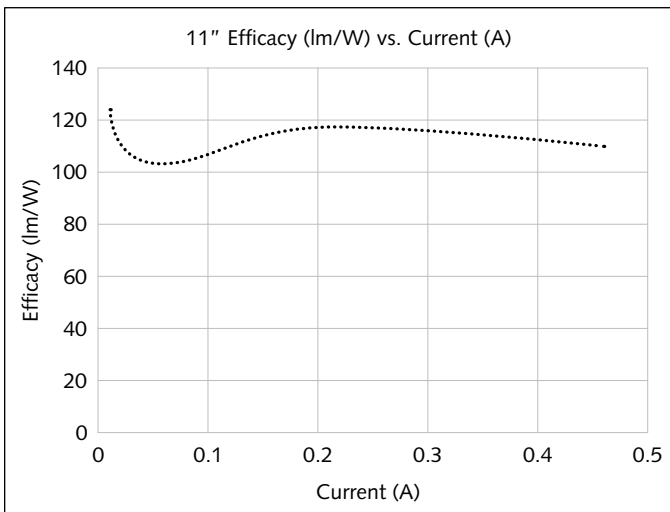
ELECTRICAL CHARACTERISTICS

Assuming 25°C

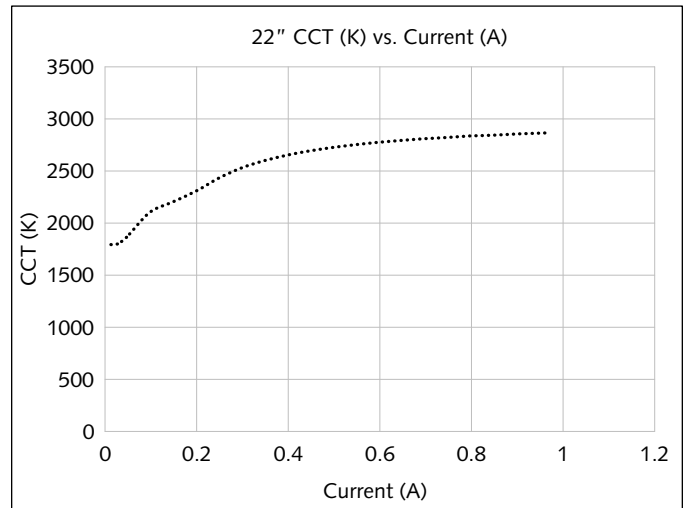
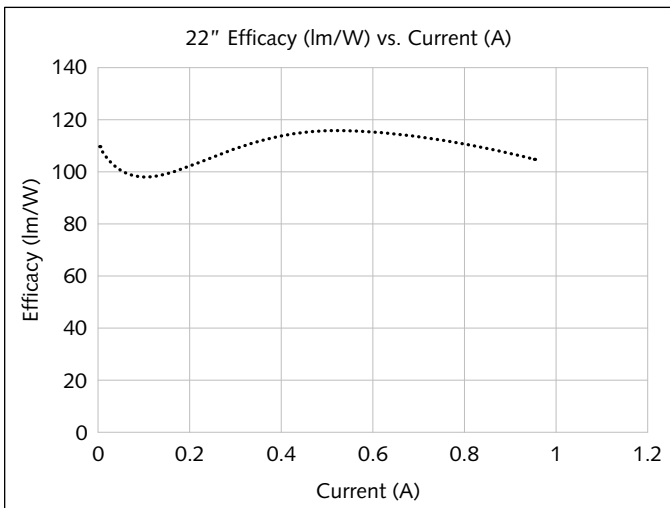
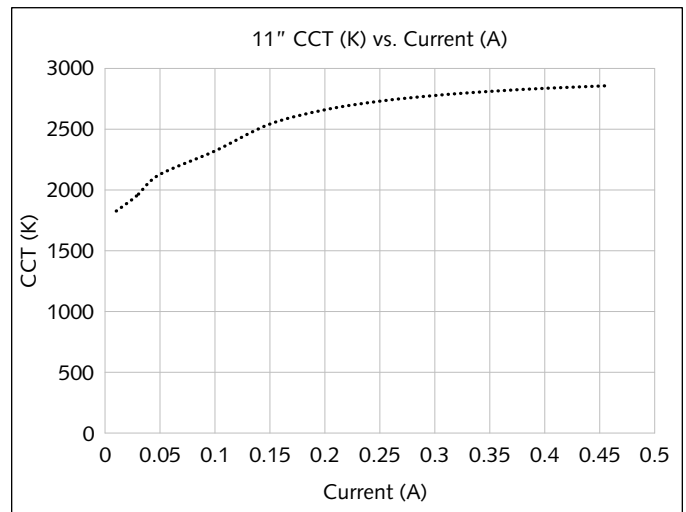
11"					
Current (mA)	10	50	150	325	600
Voltage (V)	22.5	27.4	33.6	36	39.2
CCT (K)	1800	2100	2530	2800	2900
Flux (lm)	25	140	555	1370	1770

22"					
Current (mA)	10	100	300	650	1200
Voltage (V)	21.3	27.4	33.6	36	39.2
CCT (K)	1800	2100	2530	2800	2900
Flux (lm)	25	280	1070	2740	2400

EFFICACY VS. CURRENT



CCT VS. CURRENT



Project ||

Type ||

Quantity ||

ABSOLUTE MAXIMUM RATINGS

WHITE

Current (mA/ft)	600
Voltage (V)	40
CCT (K)	3000
Flux (lm/ft)	2400
Temperature (°C)	85

COMPONENTS

Max Connector Current (A)	3
Max Recommended Run Length (ft)	8

Project ||

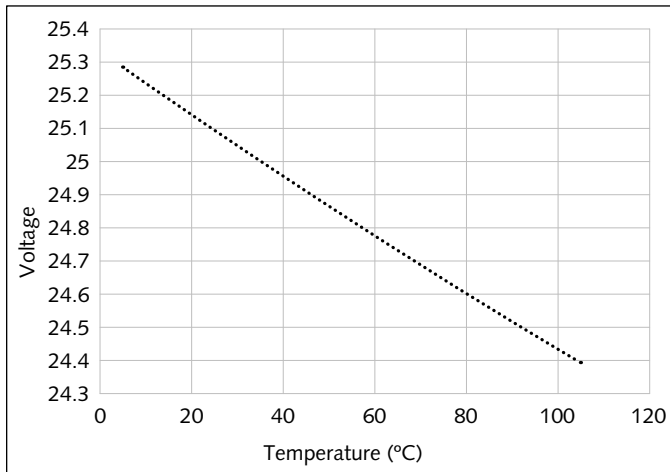
Type ||

Quantity ||

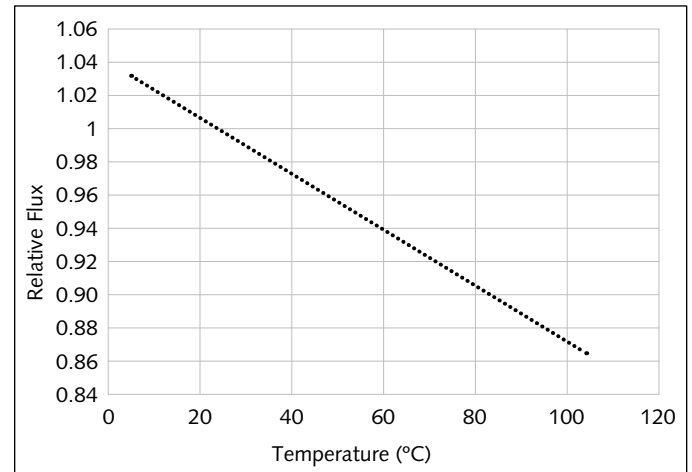
DERATING

COLOR TEMPERATURE	LIGHT OUTPUT
2700K	97%
3000K	100%
3500K	106%
4000K	111%
5000K	111%
6000K	107%

VOLTAGE VS. TEMPERATURE



FLUX VS. TEMPERATURE



Project ||

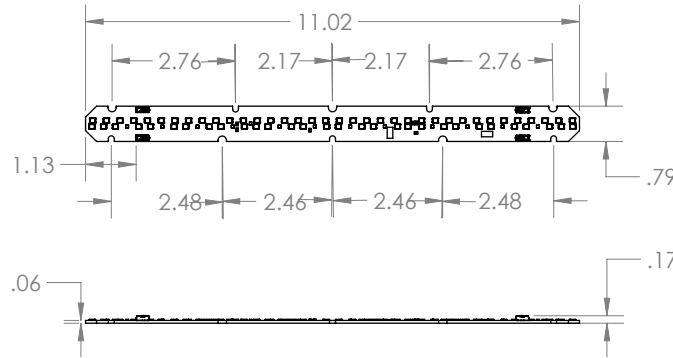
Type ||

Quantity ||

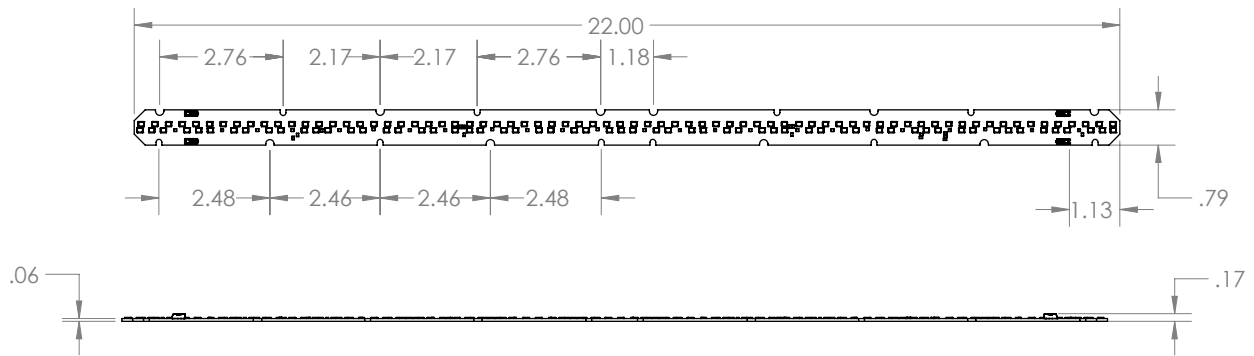
MECHANICAL CHARACTERISTICS

TECHNICAL DRAWING

11" Module



22" Module



Units: Inches

PRODUCT DIMENSIONS

PARAMETER	SPECIFICATION (IN) 11" MODULE	SPECIFICATION (IN) 22" MODULE
Length	11.00	22.00
Width	0.79	0.79
PCB Thickness	0.06	0.06
Module Thickness, to Connector Top	0.17	0.17
Screwhole sizes	#6, #8	#6, #8
Connector to board edge distance	1,13	1,13

WIRING

PARAMETER	SPECIFICATION
Wire Size	20-24 AWG

Project ||

Type ||

Quantity ||

ACCESSORIES AND DESIGN RESOURCES

DRIVER SELECTION

Works with any Constant Current Reduction dimmer and compatible driver rated for the module's forward voltage.

Design resources: CAD files available at LUXTECH.com

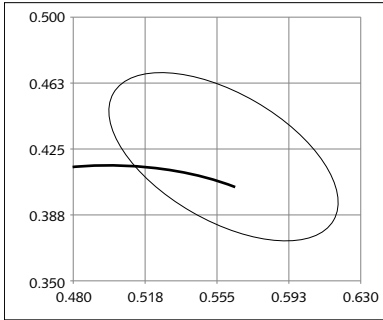
Project ||

Type ||

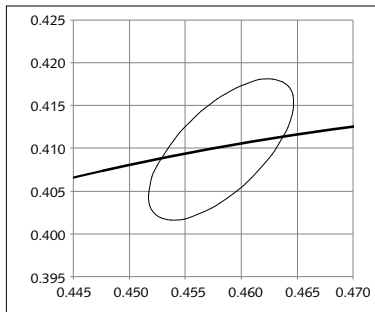
Quantity ||

COLOR BINNING INFORMATION

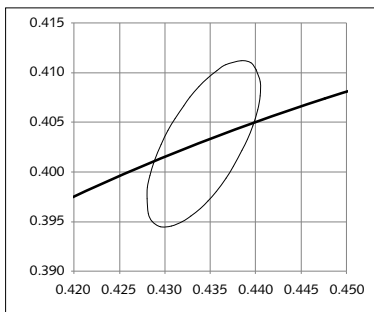
1800K 3-STEP



2700K 3-STEP



3000K 3-STEP



Project ||

Type ||

Quantity ||

ORDERING INFORMATION

PRODUCT CODES

PRODUCT	LENGTH	CCT COOL	CCT WARM	CRI
LN-WD	11	30K	18K	80
	22			90

EXAMPLE: LN-WD-22-30K-18K-90

REV. 1.5



People Centric Lighting

ABOUT LUXTECH

LUXTECH is an LED component design and manufacturing company specializing in high quality LED modules and architectural grade lighting solutions. LUXTECH is a catalyst for health and well-being through human centric lighting systems. Our inventive custom engineering for natural lighting is advancing emotional wellness and productivity with the potential for global social impact. LUXTECH is located in Philadelphia's Old City neighborhood.

a 325 Chestnut St. Suite 1212,
Philadelphia, PA 19106

e info@luxtech.com

w www.luxtech.com

p 215-494-3330

f 215-494-1074

in   @LUXTECHLED