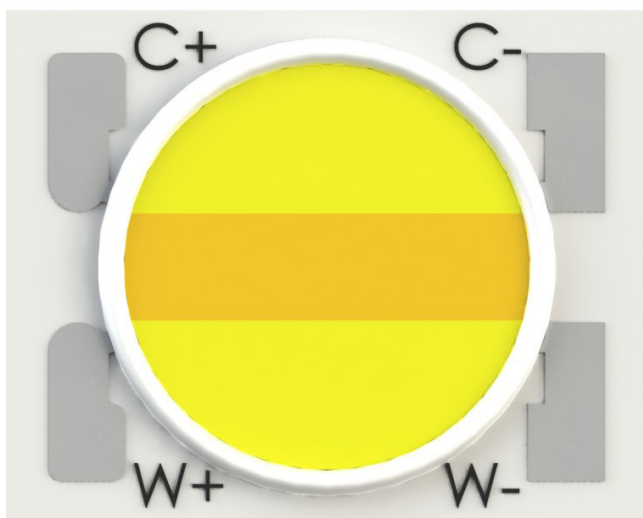


# 10mm Warm Dim COB

Chip-on-Board Warm Dim Constant Current LED Module



## TABLE OF CONTENTS

Features	2
General specifications	2
Optical specifications	3
Electrical characteristics	4
Absolute maximum ratings	5
Derating	6
Mechanical characteristics	7
Accessories and design resources	8
Color binning information	9
Ordering information	10
About LUXTECH	11

Project ||


Type ||

Quantity ||

## 10mm Warm Dim COB

Chip-on-Board Warm Dim Constant Current LED Module

LUXTECH COB Warm Dim matches the halogen dimming curve, providing a comfortable warm glow as brightness decreases. It works with standard dimmable drivers and eliminates the need for complex controls. COB Warm Dim maintains 90+ CRI throughout the dimming range.



### FEATURES

- » 5-Year Warranty
- » Chip-on-board module
- » Ceramic substrate
- » Mimics halogen dimming with constant current reduction dimmers and drivers
- » Works with standard 0-10V, ELV, and TRIAC drivers
- » Constant Current Input
- » 98 lm/W
- » CCT Range: 3000K-1800K
- » 3-step MacAdam Binning
- » 90 CRI Standard throughout the dimming curve
- » LM-80 Tested

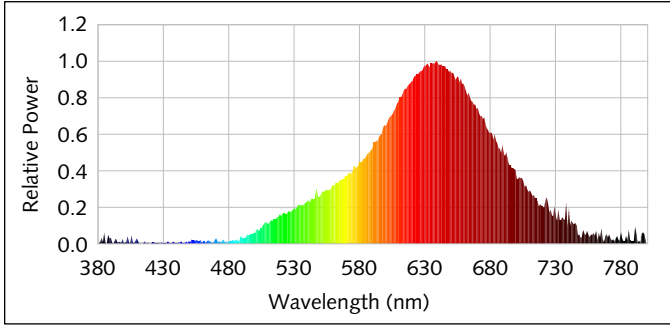
### GENERAL SPECIFICATIONS

- » Forward Voltage: 36 V +/- 3.5V
- » Nominal 1220 lm at 350mA, 25°C
- » Color Rendering Index: 90+ throughout dimming range
- » L70 > 45,000 Hrs (Calculated, Ts = 105°C, 350 mA)
- » 10mm Diameter Light Emitting Surface
- » Board Size: 12mm x 15mm

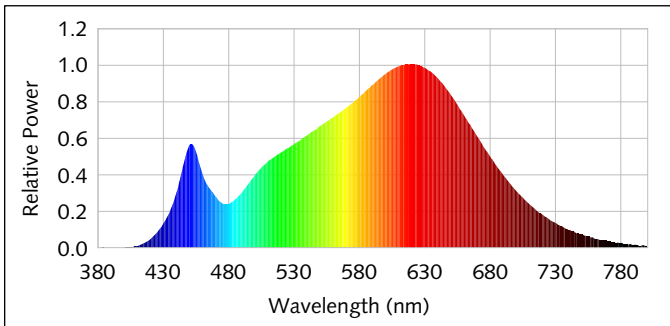
# OPTICAL SPECIFICATIONS

## SPECTRAL POWER DISTRIBUTION, WHITE

### 2700K 3-STEP



### 3000K 3-STEP



Project ||

Type ||

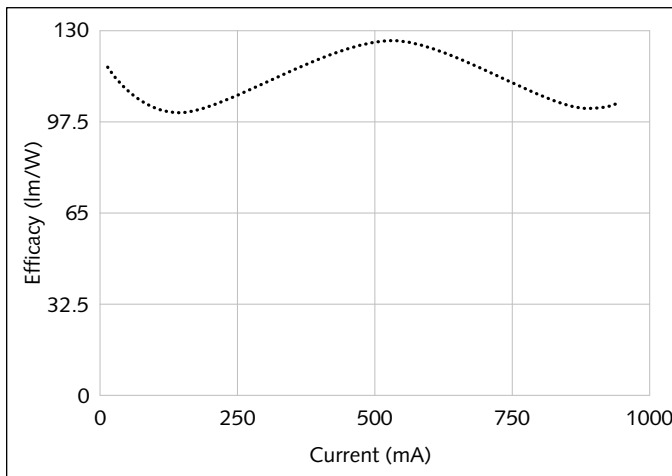
Quantity ||

# ELECTRICAL CHARACTERISTICS

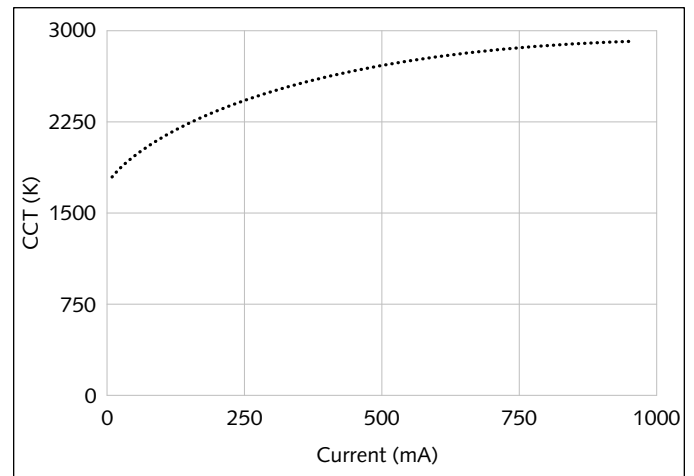
Assuming 25°C

<b>Current (mA)</b>	10	100	300	650	960
<b>Voltage (V)</b>	21.3	27.4	32	34.6	36.6
<b>CCT (K)</b>	1800	2100	2530	2800	2900
<b>Flux (lm)</b>	25	280	1070	2725	3680

## EFFICACY VS. CURRENT



## CCT VS. CURRENT



Project ||

Type ||

Quantity ||

## ABSOLUTE MAXIMUM RATINGS

WHITE	
Current (mA)	385
Voltage (V)	36.5
CCT (K)	3000
Flux (lm)	1800
Temperature (°C)	105

Project ||

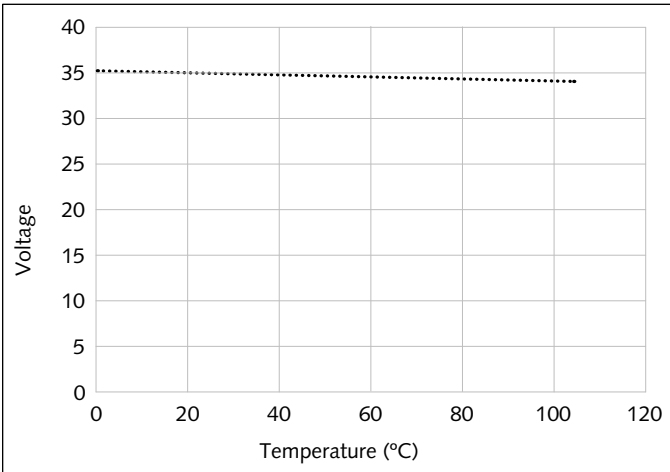
Type ||

Quantity ||

# DERATING

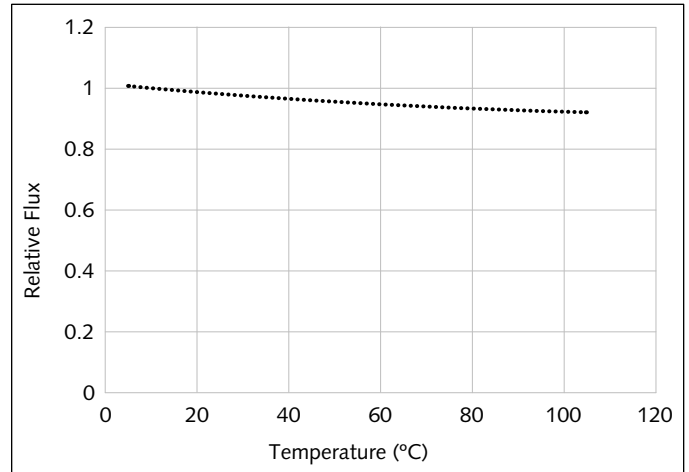
## VOLTAGE VS. TEMPERATURE

WHITE



## FLUX VS. TEMPERATURE

WHITE



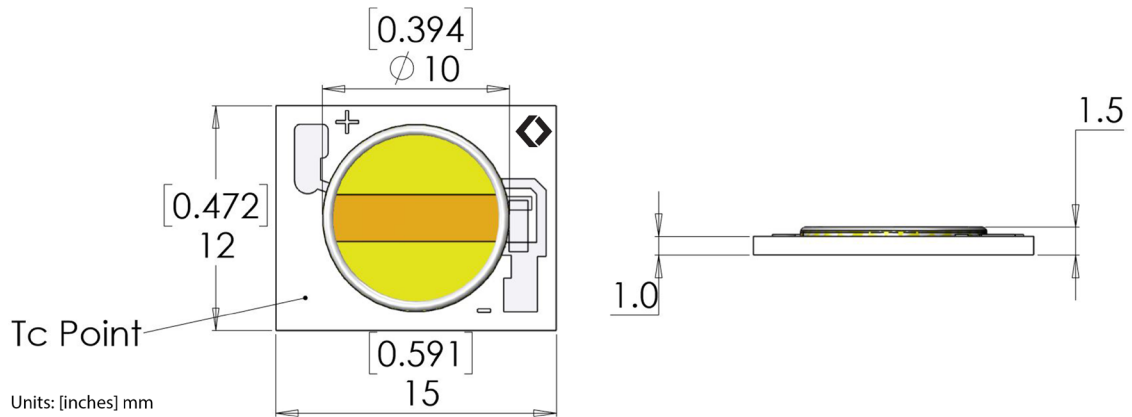
Project ||

Type ||

Quantity ||

# MECHANICAL CHARACTERISTICS

## TECHNICAL DRAWING



## PRODUCT DIMENSIONS

PARAMETER	SPECIFICATION (IN)
<b>Length</b>	15.0
<b>Width</b>	12.0
<b>Thickness</b>	1.5

*Project* ||*Type* ||*Quantity* ||

## ACCESSORIES AND DESIGN RESOURCES

### DRIVER SELECTION

Recommended for use with the following drivers:

RECOMMENDED BRANDS	MODEL	DIMMING
<b>AC Electronics</b>	AC-15CT350AFS	TRIAC
<b>EldoLED</b>	SoloDrive 261/S	0-10V

### DIMMER SELECTION

RECOMMENDED BRANDS	MODEL	DIMMING
<b>Lutron</b>	MACL-153M	TRIAC

Design resources: CAD files available at [LUXTECH.com](http://LUXTECH.com)



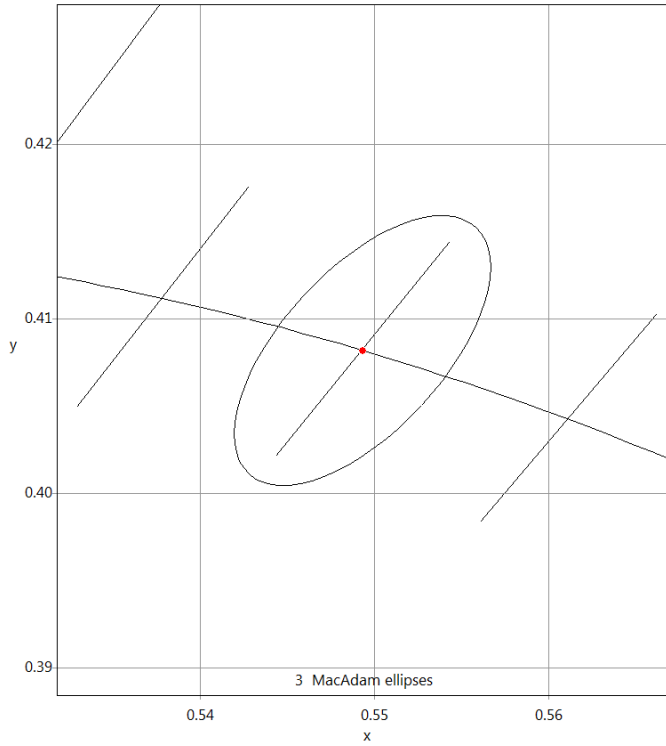
Project ||

Type ||

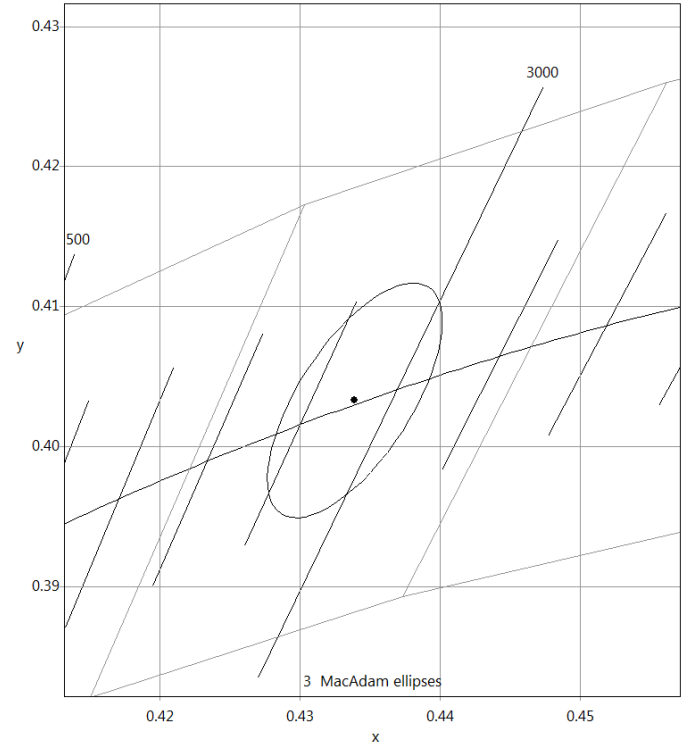
Quantity ||

## COLOR BINNING INFORMATION

**1800K 3-STEP**



**3000K 3-STEP**



Project ||

Type ||

Quantity ||

## ORDERING INFORMATION

### PRODUCT CODES

PRODUCT	LES DIAMETER	CCT COOL	CCT WARM	CRI
COB-WD	10	30K	18K	90
	17			

EXAMPLE: COB-WD-10-30K-18K-90

REV. 1.1



*People Centric Lighting*

## ABOUT LUXTECH

LUXTECH is an LED component design and manufacturing company specializing in high quality LED modules and architectural grade lighting solutions. LUXTECH is a catalyst for health and well-being through human centric lighting systems. Our inventive custom engineering for natural lighting is advancing emotional wellness and productivity with the potential for global social impact. LUXTECH is located in Philadelphia's Old City neighborhood.

*a* 325 Chestnut St. Suite 1212,  
Philadelphia, PA 19106

*e* [info@luxtech.com](mailto:info@luxtech.com)

*w* [www.luxtech.com](http://www.luxtech.com)

*p* 215-494-3330

*f* 215-494-1074

**in**   @LUXTECHLED